



Is your business losing money on complex software implementations?

Manual configuration can be difficult and often requires costly IT involvement. Pulling teams together to discuss settings and options is often not a good use of employees' time. Even worse—slow implementations delay the start of benefits and negatively impact return on investment.

Solution profiles are pre-configured business processes, embedded within the award-winning systems, ImageSilo® and PaperVision®.com. These pre-configured out-of-the-box implementations allow a user to easily create common business processes by simply choosing which profiles to add. Allowing you to gain control of your information and automate your business processes with just the push of a button.

Why do you need solution profiles?









Long implementations are slowing down and costing businesses.

Traditional technology implementations require meetings with department heads, extensive IT involvement, and costly contracted outside vendors.

"IT leaders must look for savings in the configuration of software, especially data management technologies."

- Gartner, 2020

What's included in a solution profile?

-  **Projects-** to help you organize information into groups and simplify retrieval.
-  **Workflow-** to automate business processes and route information to distributed users.
-  **Users-** user profiles to control access and individual security rights.
-  **eForms-** to collect information online and sign documents electronically.
-  **Document association-** to connect users to the information they need.
-  **Records retention policies-** to ensure information is properly saved.

Learn more about solution profiles and how they can transform your business processes:

www.digitechsystems.com/solution-profiles-brief/



Solution Profiles In Brief

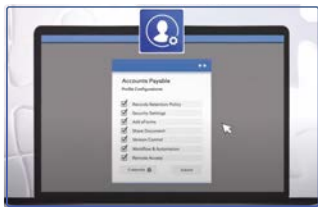


Easy implementation is critical to business success! "It shouldn't have to be so hard. It shouldn't have to cost so much." - Scott Matthews, Founder, Digitech Systems

How do solution profiles work?

Step 1: Choose your profile

Simply choose from one of the pre-configured business processes on the menu.



Step 2: Immediately load data

Load your data with the push of a button.

Step 3: Update any Settings that Don't Work for You:

Customize embedded settings to suit your unique process needs.



How do solution profiles benefit you?

With the PaperVision® product suite, you can leverage pre-built Solution Profiles to improve efficiency, streamline your implementation times, and reduce costs. You'll gain control of your information and automate your business processes with the push of a button!



Improve Efficiency

All-in-one templates are pre-configured, making setup and implementation fast and easy.



Limit IT Involvement

Increases efficiency of organizations by limiting IT involvement. Existing users can setup a new department.



Save Money!

Fast implementation reduces costs of setup and overall costs of information management.

Prefer easy? You're not alone! 67% of companies are more likely to use pre-built technology, rather than systems they build themselves.

- Deloitte.

Deloitte.

Learn more about solution profiles and how they can transform your business processes:
www.digitechsystems.com/solution-profiles-brief/